

Width distributions and the upper critical dimension of Kardar-Parisi-Zhang interfaces

E. Marinari,^{1,*} A. Pagnani,^{2,†} G. Parisi,^{1,‡} and Z. Rácz^{3,§}

¹*Dipartimento di Fisica, INFN and INFN, Università di Roma "La Sapienza," P. A. Moro 2, 00185 Roma, Italy*

²*Dipartimento di Fisica and INFN, Università di Roma "La Sapienza," P. A. Moro 2, 00185 Roma, Italy*

³*Institute for Theoretical Physics, Eötvös University, 1117 Budapest, Pázmány sétány 1/a, Hungary*

(Received 10 October 2001; published 23 January 2002)

Simulations of restricted solid-on-solid growth models are used to build the width distributions of $d=2-5$ dimensional Kardar-Parisi-Zhang (KPZ) interfaces. We find that the universal scaling function associated with the steady-state width distribution changes smoothly as d is increased, thus strongly suggesting that $d=4$ is not an upper critical dimension for the KPZ equation. The dimensional trends observed in the scaling functions indicate that the upper critical dimension is at infinity.

DOI: 10.1103/PhysRevE.65.026136

PACS number(s): 02.50.Ey, 05.70.Ln, 64.60.Ht, 68.35.Fx

I. INTRODUCTION

The Kardar-Parisi-Zhang (KPZ) equation [1] has been introduced to model growth in terms of a moving interface. The equation is written for the height $h(\mathbf{r},t)$ of the interface above a d -dimensional substrate

$$\partial_t h = \nu \nabla^2 h + \lambda (\nabla h)^2 + \eta, \quad (1)$$

where ν and λ are parameters, while $\eta(\mathbf{r},t)$ is a Gaussian white noise. Equation (1) also takes into account a number of other interesting phenomena (Burgers turbulence, directed polymers in random media, etc.) and, accordingly, a lot of effort has been spent on finding and understanding the scaling properties of its solutions [2–4]. These intensive studies notwithstanding, a number of unsolved issues remain, the question of upper critical dimension d_u being the most controversial one.

The importance attached to d_u stems from the hope that, in analogy with equilibrium critical phenomena, a better understanding can be achieved through systematic expansions in terms of $d_u - d$. The search for d_u has been going on for about 1 decade [5–16] and the results range from $d_u \approx 2.8$ to $d_u = \infty$. Analytical estimates originate mainly from mode coupling theories which yield exact results for $d=1$ [17]. Extending this approach to higher dimensions [7–11] one obtains values of d_u which, after refining the self-consistency schemes, appear to settle to $d_u=4$. The result $d_u=4$ also emerges from various phenomenological field-theoretic schemes [5,13] and some nontrivial consequences of the phenomenological arguments appear to be in agreement with simulations [18].

In contrast to the analytical approaches, numerical solution of the KPZ equation [14], simulations of systems belonging to the KPZ universality class [14,15], and the results of real-space renormalization group calculations [16] provide no evidence for a finite d_u . Furthermore, the only numerical

study [10] of the mode-coupling equations gives no indication for the existence of a finite d_u either.

There are, of course, problems with both the analytic approaches and the numerical works. Assumptions about the scaling structure of the solution underlie the field theoretic approaches, and uncontrolled approximations are made when writing down the governing equation in mode-coupling theories [19]. Additional uncertainties come from the use of various self-consistency schemes in solving the mode-coupling equations. Simulations and numerical works have their own share of difficulties. The systems in higher dimensions cannot be large; the extraction of exponents using fitting procedures which involve correction-to-scaling terms makes the error estimates suspect, and there may be difficulties with the numerical solution of the mode-coupling equations as well [11].

In view of the above controversy, it is highly desirable to approach the d_u problem in a way unbiased by approximations and fitting procedures. Such an approach is described below where we study the steady-state width distributions of $d=1$ to $d=5$ KPZ interfaces.

II. WIDTH DISTRIBUTIONS

The width distributions have been introduced to provide a more detailed characterization of surface growth processes [20–23], and they have been used to establish universality classes of rather diverse phenomena [24–29]. The quantity whose distribution is of interest here is the mean-square fluctuation of the interface defined by

$$w_2 = \frac{1}{A_L} \sum_{\mathbf{r}} [h(\mathbf{r},t) - \bar{h}]^2, \quad (2)$$

where A_L is the area of the substrate of characteristic linear dimension L , and $\bar{h} = \sum_{\mathbf{r}} h(\mathbf{r},t) / A_L$ is the average height of the surface. Sampling w_2 in the steady state, one can build the so called width distribution $P_L(w_2)dw_2$, defined as the probability that w_2 is in the interval $[w_2, w_2 + dw_2]$. If the quantities $h(\mathbf{r},t) - \bar{h}$ were uncorrelated at large distances the probability distribution of w_2 would be approaching $\delta(w_2 - \langle w_2 \rangle_L)$ for $L \rightarrow \infty$. On the contrary, the fact that the distribution is nontrivial implies that these quantities are strongly correlated at a large distance.

*Electronic address: enzo.marinari@roma1.infn.it

†Electronic address: andrea.pagnani@roma1.infn.it

‡Electronic address: giorgio.paris@roma1.infn.it

§Electronic address: racz@poe.elte.hu

The usefulness of this distribution lies in the following observation supported by all the examples studied so far (including $d=1$ - and 2-dimensional KPZ surfaces [20–22,28]). Namely, in systems where the steady-state roughness diverges $\langle w_2 \rangle_L \rightarrow \infty$ in the $L \rightarrow \infty$ limit, $P_L(w_2)$ assumes a scaling form

$$P_L(w_2) \approx \frac{1}{\langle w_2 \rangle_L} \Phi_d \left(\frac{w_2}{\langle w_2 \rangle_L} \right), \quad (3)$$

where $\Phi_d(x)$ is a universal scaling function characteristic of the universality class of a given nonequilibrium dynamics in dimension d . This universality is understandable, it is a consequence of the facts that: (i) a steady state can be considered as a critical state if the fluctuations diverge, and (ii) in critical systems, the distribution functions of macroscopic quantities (such as $\langle w_2 \rangle$) are characterized by scaling functions which are universal.

The universality of $\Phi_d(x)$ allows the investigation of the problem of d_u , once it is noted that the scaling functions depend on dimensionality up to $d=d_u$ and they are expected to take on a fixed shape for $d \geq d_u$. Thus if one finds that scaling functions vary smoothly in dimensions $1 \leq d \leq \hat{d}$, one can conclude that $\hat{d} - 1 < d_u$. This is the line of argument we employ below for KPZ systems. We shall compare the scaling functions Eq. (3) for $1 \leq d \leq 5$ using the exact results for the $d=1$ steady state [20], previously obtained simulation data for $2 \leq d \leq 4$ restricted solid-on-solid (RSOS) growth models [15], and by generating new data for the $d=5$ RSOS model. Our main finding is that the $\Phi_d(x)$'s change smoothly as d is varied, thus suggesting that $d_u > 4$.

It is important to recognize that there are no fitting procedures in the above approach. The width distributions are just histograms calculated from Monte Carlo simulations. Both quantities w_2 and $\langle w_2 \rangle_L$ entering Eq. (3) are measured and no scaling properties of $\langle w_2 \rangle_L$ are used or assumed. The only approximation is the finite size of the systems investigated. It should be noted, however, that our approach relies only on the shape of the scaling functions. Since the important size dependences reside in the argument of these functions the functional forms converge at small sizes. A further and rather important observation that helps us to reach our conclusion is that, as we shall show below, the scaling functions converge to well distinguished forms for $1 \leq d \leq 5$.

Let us now present and discuss the evidence for our conclusion of $d_u > 4$. The scaling functions Eq. (3) for dimensions $d=1-5$ are displayed in Figs. 1 and 2. The $d=1$ curve is an exact result [20]. The rest is obtained from simulations of the RSOS model that is believed to belong to the universality class of the KPZ equation [30]. The RSOS model and its simulations are described in [15] where systems with hypercubic substrates of volume L^d were studied and periodic boundary conditions were used. A multisurface coding technique allowed us to obtain excellent steady-state statistics for systems up to $d=4$ and we took the results from this work to build $\Phi_d(x)$ for $d=2-4$. We have then extended these simulations to find $\Phi_d(x)$ for $d=5$ as well.

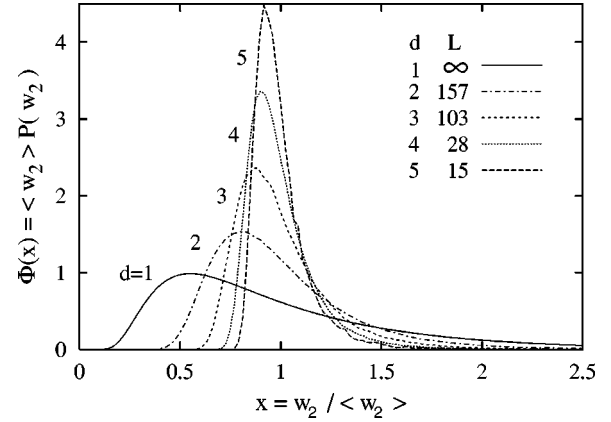


FIG. 1. Scaling function for the width distribution [Eq. (3)] of KPZ systems in dimensions $d=1-5$, with L giving the largest linear size of the system in which $\Phi_d(x)$ was measured.

As one can see in Figs. 1 and 2, the scaling functions change smoothly as d increases. The $\Phi_d(x)$'s become narrower and more centered on $x=1$, and there does not seem to be any break in this behavior at $d=4$. The equality of the $d=4$ and 5 scaling functions appears to be excluded. Since our conclusion about $d_u > 4$ rests on the above observations we must now discuss some details in order to make it more than a visual observation.

The basic problems that may arise in measuring steady-state properties are the problems of statistics, relaxation, and finite size. Since the multisurface coding allowed the simulations of 32 or 64 systems in one run, we had no problem gathering data with good statistics. The relaxation time problems were taken care of by having very long runs and being in the asymptotic plateau region of w_2 for at least a 1 order of magnitude longer period than the time of reaching the plateau (for details see discussion and Figs. 3, 5, and 7 in [15]).

The solution to the finite-size problem is less obvious. The important observation here is that the Φ_d 's converge to their limiting shape when $r=N/N_s \geq 2$, where $N=L^d$ is the

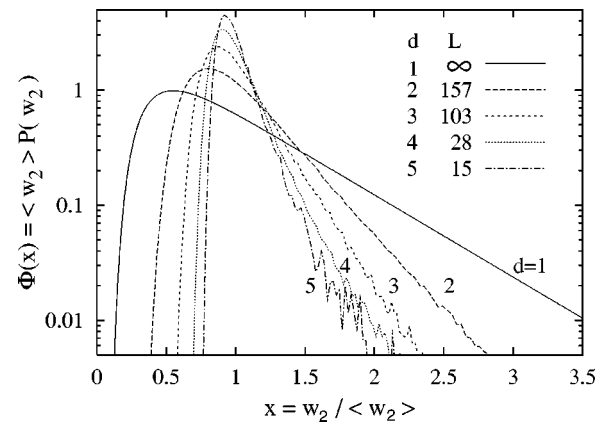


FIG. 2. The same as Fig. 1 but on a semilog scale in order to demonstrate the differences at small probabilities. Note that the range of x has been enlarged so that the large- x asymptotics would be better seen.

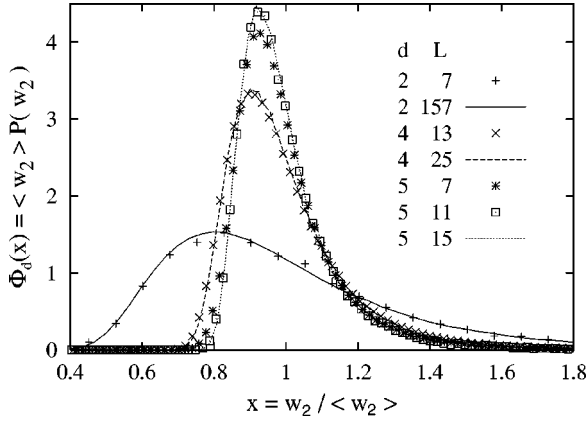


FIG. 3. Finite-size effects on the scaling function [Eq. (3)] in dimensions $d=2, 4,$ and 5 . L denotes the linear size of the hypercubes investigated.

number of lattice sites in the hypercubic substrate while N_s is the number of surface sites of the hypercube (e.g., $N=L^2$ and $N_s=4L-2$ for $d=2$). Figure 3 demonstrates this observation for the $d=2$ and 4 systems. Results for the system with $L=7$ ($r \approx 2$) and $L=157$ ($r \approx 40$) are compared for $d=2$ and one finds that they have the same Φ 's within the statistical errors of the simulations [31]. A similar conclusion can be drawn by comparing the $L=13$ ($r \approx 2$) and $L=25$ ($r \approx 3.5$) systems in $d=4$ (analogous results for $d=3$ are not displayed in Fig. 3 in order to keep clarity in the presentation).

We need the $r \approx 2$ convergence rule because the largest $d=5$ system we can study has $L=15$, corresponding to $r \approx 2$. The results for Φ_5 displayed in Fig. 3 indicate that the $r \approx 2$ rule applies to $d=5$ as well. Indeed, systematic deviations between the $L=11$ and $L=15$ curves can be detected only at small values of Φ_5 in the region of $x \leq 0.85$. An important feature of the size dependence of Φ_5 that can be seen in Fig. 3 is that the maximum of Φ_5 increases slightly with size. This means that, near the maximum, $\Phi_5 - \Phi_4$ becomes larger with increasing L , thus excluding the possibility of Φ_5 and Φ_4 becoming equal. The different functional forms for the scaling functions in $d=4$ and 5 then indicate that $d=4$ is not the upper critical dimension for the KPZ systems.

The concept of smooth changes across $d=4$ can be put on a more quantitative basis by examining the dimensional trend in the spread of the scaling function around its average $x=1$

$$\sigma_d^2 = \int_0^\infty dx (x-1)^2 \Phi_d(x) = \frac{\langle (w_2)^2 \rangle}{\langle w_2 \rangle^2} - 1, \quad (4)$$

which is related to relative mean-square fluctuations of w_2 . Apart from the case of $d=1$, the L dependence of σ_d is very weak and plotting $\sigma_d(L)$ against $1/L$ yields accurate estimates of $\sigma_d(\infty)$. The values of $\sigma_d(\infty)$ are displayed in Fig. 4. As one can see, the straight line $\sigma_d \approx 0.71/d$ gives an excellent description of the dimensional dependence of σ_d for $d > 1$ [32].

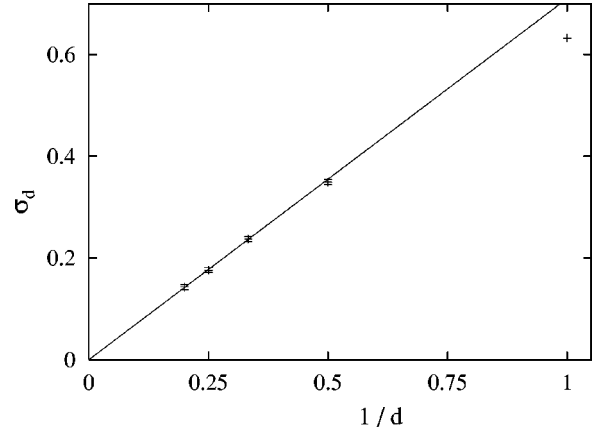


FIG. 4. Dimensional dependence of the relative fluctuations of w_2 . The extrapolated values $\sigma_d(L \rightarrow \infty) = \sigma_d(\infty)$ [see Eq. (4)] are plotted against $1/d$ with the solid line given by $\sigma_d = 0.71/d$.

The result $\sigma_d \approx 0.71/d$ indicates that $\sigma_d \rightarrow 0$ for $d \rightarrow \infty$, i.e., the scaling function converges to a delta-function $\delta(x)$ at $d=\infty$. Remarkably, the convergence $\Phi_d(x) \rightarrow \delta(x)$ also takes place in a related surface-growth model, in the Edwards-Wilkinson model if $d \rightarrow 2$ [21]. Since $d=2$ happens to be the upper critical dimension of this model (the interface becomes flat for $d > d_u = 2$) one may speculate that the results displayed in Fig. 4 actually give support to the suggestion that failure of numerical attempts at locating a finite d_u means that $d_u = \infty$ for KPZ systems [33].

III. FINAL REMARKS

We should note that the conclusion $d_u > 4$, in principle, could be avoided by postulating the existence of a distinct phase above $d=4$. Then the crossover at $d=4$ is not necessary to a state with dimension independent scaling properties. It should be emphasized, however, that the $d=5$ simulations did not show any evidence of a distinct phase and, in particular, we did not see any signature of a glassy phase that has been discussed as a possibility for $d > 4$ KPZ systems [34,9]. Thus, we believe that the main results of this paper (Figs. 1 and 2) provide strong evidence for $d_u \geq 5$ while the results displayed in Fig. 4 suggest (less strongly but quite definitely) that $d_u = \infty$.

Finally, let us also note that the results displayed in Figs. 1 and 2 can be appreciated from another point of view. Namely, we have constructed the scaling functions of width distributions for the KPZ universality class. Thus we have expanded the picture gallery of scaling functions that may be used for identifying the universality classes of nonequilibrium steady states.

ACKNOWLEDGMENTS

We thank G. Györgyi, M. Marsili, L. Pietronero, and U. C. Täuber for helpful discussions. This work was partially supported by the Hungarian Academy of Sciences (Grant No. OTKA T029792).

- [1] M. Kardar, G. Parisi, and Y.-C. Zhang, *Phys. Rev. Lett.* **56**, 889 (1986).
- [2] J. Krug and H. Spohn, in *Solids far from Equilibrium*, edited by C. Godrèche (Cambridge University Press, Cambridge, 1991).
- [3] A.-L. Barabási and H. E. Stanley, *Fractal Concepts in Surface Growth* (Cambridge University Press, Cambridge, 1995).
- [4] T. Halpin-Healy and Y.-C. Zhang, *Phys. Rep.* **254**, 215 (1995).
- [5] T. Halpin-Healy, *Phys. Rev. A* **42**, 711 (1990).
- [6] J. Cook and B. Derrida, *J. Phys. A* **23**, 1523 (1990).
- [7] M. Schwartz and S. F. Edwards, *Europhys. Lett.* **20**, 301 (1992); *Phys. Rev. E* **57**, 5730 (1998); E. Katzav and M. Schwartz, e-print cond-mat/0012103.
- [8] J.-P. Bouchaud and M. E. Cates, *Phys. Rev. E* **47**, 1455 (1993); **48**, 653(E) (1993).
- [9] J. P. Doherty, M. A. Moore, J. M. Kim, and A. J. Bray, *Phys. Rev. Lett.* **72**, 2041 (1994); M. A. Moore *et al.*, *ibid.* **74**, 4257 (1995).
- [10] Y. Tu, *Phys. Rev. Lett.* **73**, 3109 (1994).
- [11] F. Colaioni and M. A. Moore, *Phys. Rev. Lett.* **86**, 3946 (2001).
- [12] M. Lässig, *Nucl. Phys. B* **448**, 559 (1995); M. Lässig and H. Kinzelbach, *Phys. Rev. Lett.* **78**, 903 (1997).
- [13] K. Moser, D. E. Wolf, and J. Kertész, *Physica A* **178**, 215 (1991).
- [14] J. M. Kim and J. M. Kosterlitz, *Phys. Rev. Lett.* **62**, 2289 (1989); D. E. Wolf and J. Kertész, *Europhys. Lett.* **4**, 651 (1987); L. H. Tang, B. M. Forrest, and D. E. Wolf, *Phys. Rev. A* **45**, 7162 (1992); T. Ala-Nissila, T. Hjelt, J. M. Kosterlitz, and O. Venäläinen, *J. Stat. Phys.* **72**, 207 (1993).
- [15] E. Marinari, A. Pagnani, and G. Parisi, *J. Phys. A* **33**, 8181 (2000).
- [16] C. Castellano, M. Marsili, and L. Pietronero, *Phys. Rev. Lett.* **80**, 3527 (1998); C. Castellano, A. Gabrielli, M. Marsili, M. A. Munoz, and L. Pietronero, *Phys. Rev. E* **58**, R5209 (1998); **59**, 6460 (1999).
- [17] T. Hwa and E. Frey, *Phys. Rev. A* **44**, R7873 (1991); E. Frey, U. C. Täuber, and T. Hwa, *Phys. Rev. E* **53**, 4424 (1996).
- [18] C.-S. Chin and M. den Nijs, *Phys. Rev. E* **59**, 2633 (1999).
- [19] A possible problem of these approximations is that they allow—at least implicitly—for long-range correlated noise, which shifts the lower critical dimension upward from $d_c = 2$. Thus, the calculations may actually be addressing a scaling regime below d_c that is unrelated to the roughening transition of the Edwards-Wilkinson smooth phase. See E. Frey, U. C. Täuber, and H. K. Janssen, *Europhys. Lett.* **47**, 14 (1999).
- [20] G. Foltin, K. Oerding, Z. RÁCZ, R. L. Workman, and R. K. P. Zia, *Phys. Rev. E* **50**, R639 (1994).
- [21] M. Plischke, Z. RÁCZ, and R. K. P. Zia, *Phys. Rev. E* **50**, 3589 (1994).
- [22] Z. RÁCZ and M. Plischke, *Phys. Rev. E* **50**, 3530 (1994).
- [23] T. Antal and Z. RÁCZ, *Phys. Rev. E* **54**, 2256 (1996).
- [24] G. Korniss, Z. Toroczkai, M. A. Novotny, and P. A. Rikvold, *Phys. Rev. Lett.* **84**, 1351 (2000).
- [25] G. Tripathy and W. van Saarloos, *Phys. Rev. Lett.* **85**, 3556 (2000).
- [26] S. T. Bramwell, P. C. W. Holdsworth, and J.-F. Pinton, *Nature (London)* **396**, 552 (1998).
- [27] R. Labbé, J.-F. Pinton, and S. Fauve, *J. Phys. II* **6**, 1099 (1996); J.-F. Pinton, P. C. W. Holdsworth, and R. Labbé, *Phys. Rev. E* **60**, R2452 (1999).
- [28] P. Archambault, S. T. Bramwell, and P. C. W. Holdsworth, *J. Phys. A* **30**, 8363 (1997); S. T. Bramwell *et al.*, *Phys. Rev. E* **63**, 041106 (2001).
- [29] An interesting example of this line of reasoning has recently led to a connection between the energy fluctuations in a turbulence experiment and the interface fluctuations in the $d=2$ Edwards-Wilkinson model (XY model), thus prompting a search for an interface interpretation of the dissipative structure in the turbulent system [see V. Aji and N. Goldenfeld, *Phys. Rev. Lett.* **86**, 1007 (2001)].
- [30] The mapping onto the KPZ equation is supported not only by the comparison of critical exponents but also by the results for the universal amplitude ratios [see, e.g., J. Krug, P. Meakin, and T. Halpin-Healy, *Phys. Rev. A* **45**, 638 (1992)].
- [31] A non-negligible contribution to the statistical error comes from the fact that the number of possible w_2 values is small for small systems. This causes problems with the choice of bin-size, dw_2 , since dw_2 must be significantly larger than the difference between neighboring w_2 values and, at the same time, dw_2 must be smaller than the scale on which relevant changes occur in $P(w_2)$. In general, finding appropriate values of dw_2 does not pose a problem for the system sizes we studied. The $d=2$, $L=7$ system, however, is an exception where the fluctuations from bin-size choice are clearly visible.
- [32] The dimensional trends of other quantities (higher moments, asymptotics of Φ_d) can also be studied, e.g., one finds $\Phi(x) \sim \exp(-x/\xi_d)$ at large x with $\xi_d \approx 0.67/d$. These quantities, however, have larger uncertainties and thus we do not use them in our main line of argument.
- [33] The simulations of the $d=5$ KPZ system can also be used to determine the critical exponents in the finite-size scaling of the width $w_2 \approx A_2 L^{2\chi} (1 + B_2 L^{-\omega})$. One finds that $\chi = 0.205 \pm 0.015$ and $\omega = 1.07 \pm 0.14$. Although χ and ω were obtained by fitting and thus carry less convincing power, it should be noted that, taken together with the results of the $d=2-4$ simulations, they add support to the notion of smoothly changing criticality across $d=4$.
- [34] M. Mézard and G. Parisi, *J. Phys. I* **1**, 809 (1991).